

Unit 2

The Etiquette of Behavior in Public Places

Part I Lead-in Exercises

Please rank “Top five” from the following uncivilized conducts in campus life and compare them with your partners.

- 1) Spit and litter at will.
- 2) Trample lawn, and pick flowers.
- 3) Paste up posters where they shouldn't come into view.
- 4) Scratch on the desks, walls, etc.
- 5) Take seats long before arriving.
- 6) Stay in the classroom without switching off mobile phone or turning it into silent mode.
- 7) Show some excessive intimacy in public places.
- 8) Behave rudely in public places (such as picking nose, blowing one's nose, digging one's ears, sneezing at others).
- 9) Dress not properly in public places (such as dressing in slippers, a pajama and etc.).
- 10) Cut in lines or jump the queue (lunch time)

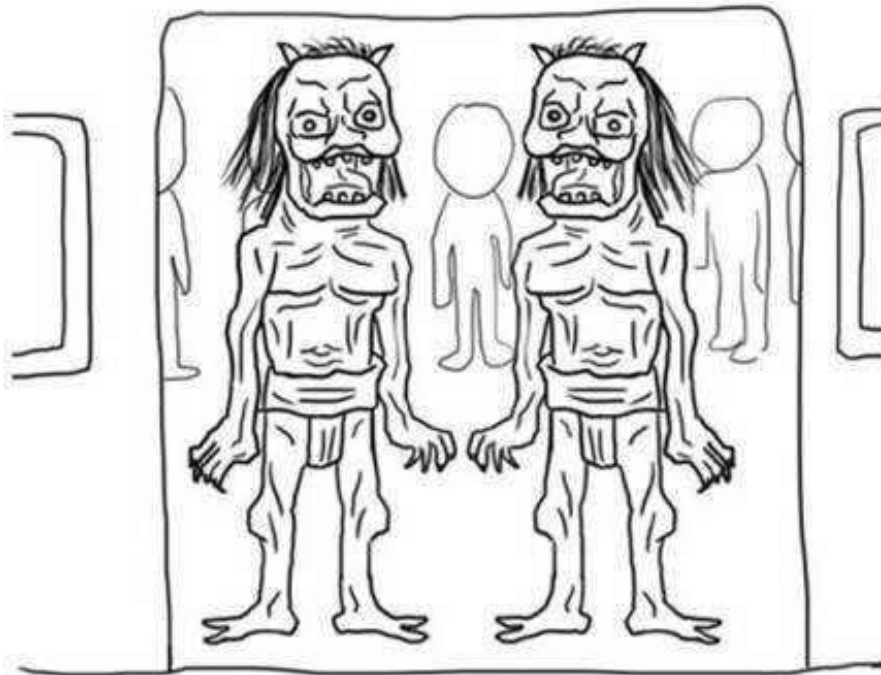


Look at the following picture. Do you think they behave well or not? If not, specify them.



Monsters on Buses or in the Subway


一：挡门妖



这种妖常出没于早上高峰时间，即使后面有空间，这两个妖会很有默契地站在门中间，挡住去路，让我们凡人知难而退



二：龟壳妖



这种背著龟壳的妖，本身是无害。但是如果出现在拥挤的捷运上出没的话，就很有杀伤力。只要他一移动就会挤压人的五脏六腑



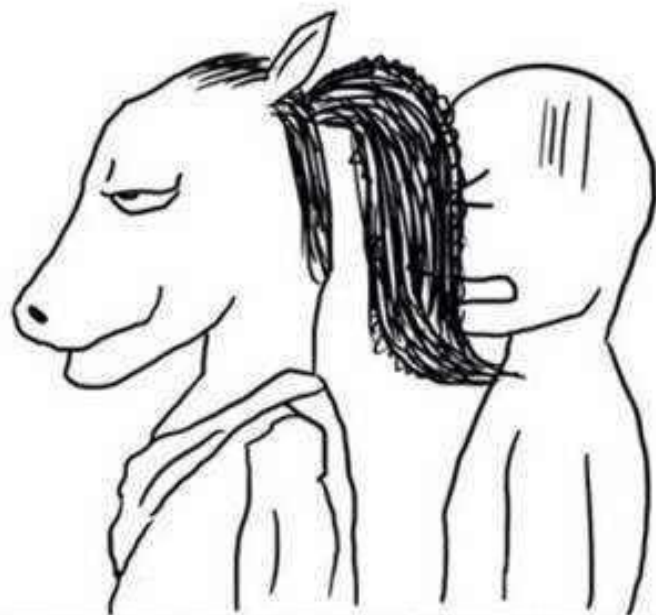
三：睡妖



这种妖会很自在地坐在博爱座，平时眼睛睁开，但是一旦看到老弱妇孺就会闭上眼睛马上睡著。神奇的是，到了他要下车的车站，会马上醒来下车。



四：马尾妖



这种马尾妖，如果在很挤的通勤时间时，杀伤力可能比龟壳妖还要大。因为只要妖的头一转动，马尾就会猛搔你的五官。



五：偷看妖



这种妖，专门爱看大萤幕。如果你拿著iPad，又刚好在看偷看妖正在追的韩剧，很有可能他会直接把下巴放在你的肩膀上，一起看韩剧，直到你下车为止。



六：爽报妖



这种妖，也有分好多种，有些会稍微含蓄地折起爽报默默地看。有些则是很豪气地双手打开来，迫不及待跟周围的人一起分享。



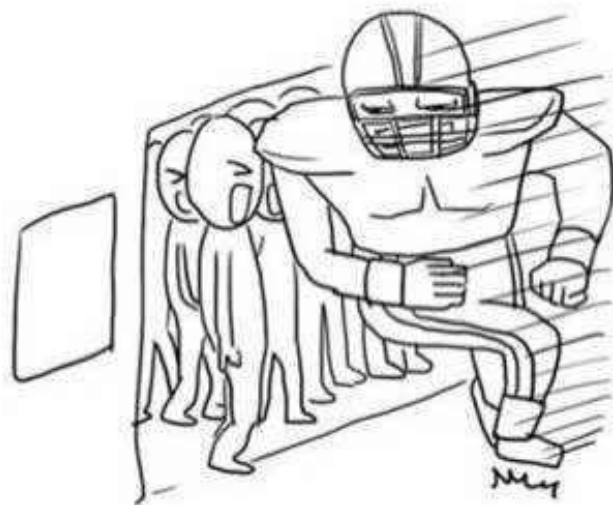
七：钢管妖



这种妖，一看到空的钢管会毫不犹豫地整隻抱上去，与钢管融合为一体，完全无视其他人。



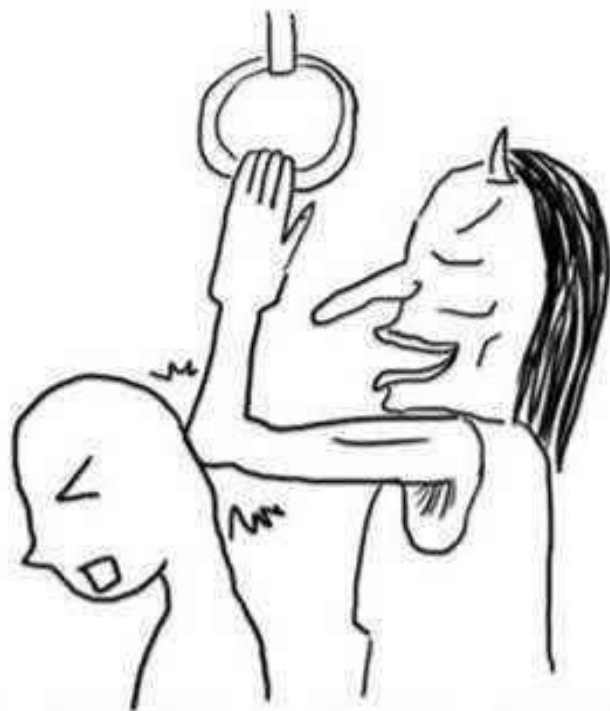
八：Mr.橄榄球员妖



这种妖会出没在早上的通勤时间，即使门口已经很挤，他还是会加速衝撞进去车厢内。有些更恶质的妖，会在人们还没下车完毕时就开始衝撞，杀伤力非常大。



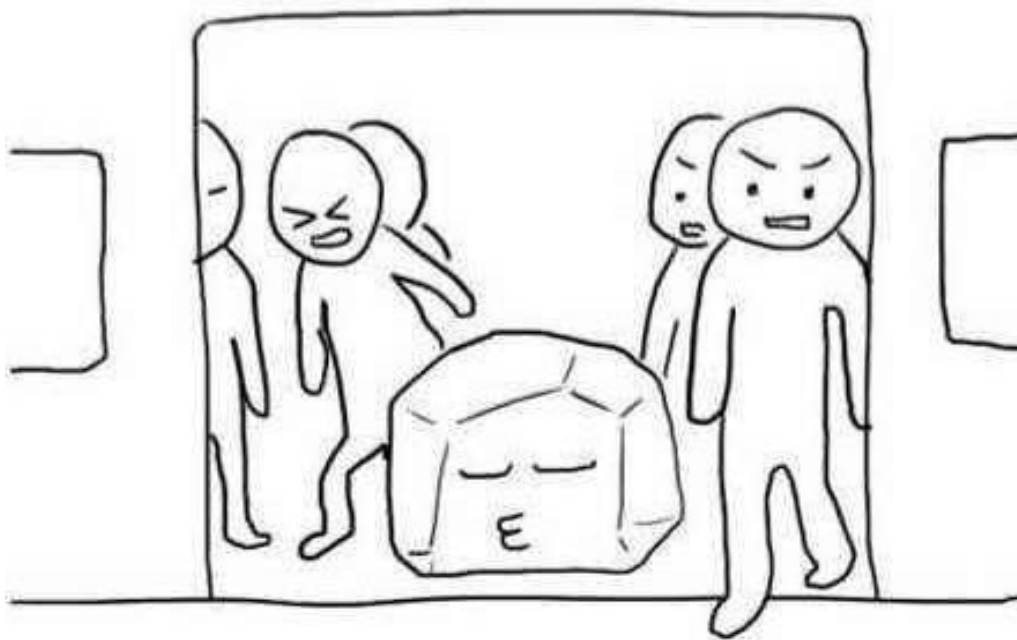
九：肘击妖



这种妖，非常爱抓拉环，明明身材很高大，下盘看起来稳的不得了，但是很怕摔，非抓拉环不可。在很挤的捷运上，即使手肘一直会撞击到周围的人，他们也毫不在乎。如果遇到的是狐臭的妖，更是地狱。



十：石頭妖

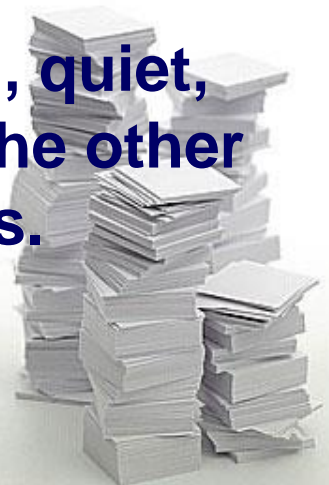


↑ 这种妖，会挡在出口处。
大家都要下车时，会死守原地，
绝不轻易动摇。小心被他绊倒。



The Etiquette for riding on *buses or subways*

- 1) Giving up your seat—Sacrifice your seat for the elderly, the younger children, the pregnant, the disabled and the weak.
- 2) Smells—If you're going to use buses (or any other form of public transport) you're going to be close to other users. Therefore, do them a favor and control excess smells (body odor, **bad breath** and **pungent food** (garlic, **chives**, **jackfruit**, **durian**).
- 3) Volume—Keep your conversation personal, quiet, and, whenever possible, not about any of the other passengers' appearance of fashion choices.
- 4) Queues—First come, first served.



The Etiquette for riding on *buses or subways*

5) Seating—Don't have a place for you and a place for **your bag**—you'll only have to put them on the floor or hold them in your arms when someone wants a seat. Also, don't sit on the **aisle seat** and leave the window seat vacant—it's just inconsiderate and unnecessary.

6) Getting off—The public transportation tools are often crowded. If you're standing by a door as the bus or train pulls into the station, and you're not getting off, get off anyway and allow people to exit the bus or train.

7) Food—Avoid eating in any public places.

8) Quietness—**Keep to yourself**. Read your book, listen to your music with earphones, and stare at your feet instead of others.



The Etiquette for riding on buses or subways

9) Say “hello” to the bus driver when you get on it.

10) Raincoat and umbrella—collect your umbrella and fold your raincoat.

11) Acquaintances—if you come across your acquaintance or friend on bus or in subway, greet them by nodding instead of elbowing or pushing others away to get together with him/her.



Elevator



Escalator



The Etiquette for Taking *Elevator or Escalator*

Outside of the elevator

Press the caller button and wait patiently on the **right side** of the elevator.

When the elevator arrives

Enter the elevator in turn after the passengers get off. Keep pressing the “open” button if you are the first one get into the lift to let other passengers in.



The Etiquette for Taking *Elevator or Escalator*

In the elevator

- 1) Stand in the elevator, facing the door.
- 2) Be a server. Help others to press the number.
- 3) Don't smoke in elevator.
- 4) Don't play or talk loudly in elevator.
- 5) Don't take the walls as mirror.
- 6) Don't excessively use perfume.

Get off the elevator in turn. The elderly, children, ladies and the weak get off first.




The Etiquette for *Concert or Performance*



Place check mark in the chart space to indicate whether the behavior is always OK, sometimes acceptable or not acceptable.

Type of Event					
Behaviors	Movies	Ballet	Opera or Concert	Sporting Event	School Performance
Eating	√			√	
Talking	√			√	
Cheer during action or performance				√	√
Stand up or walk around during action or performance				√	√
Give a standing ovation		√	√	√	√
Applaud at end		√	√		√
Clap along in time with music					√



The tips for being audience of *a live theatre performance.*

Before you arrive:

- 1) Be on time. Often in a live performance, audience members will not be admitted if they arrive late, because they disturb the performance for the actors and other audience members. **15 minutes early** will be appropriate.
- 2) Take care of personal need (drinks of water, or restroom) because you won't be able to leave your seat until the intermission or until the performance ends. No food or drink is allowed in the theatre.
- 3) If it is an opening night of a performance, it is desirable to wear more formal clothes no matter when you attend.



When you arrive

- 1) If your ticket has a row and seat number, the usher will check the number and show you to your assigned seat. Be sure to sit in the seat you are given so that you don't cause confusion for other audience members.
- 2) Read the printed program offered to you. Find the names and information about people who are performing and helping to put on the show.



During the performance

1) Listen!

This is important because you will be hearing actors perform live for you. It's important that you listen well so that you don't miss anything and so that you don't disturb others around you.

2) Respond!

As for a live performance, your part is to let the actors know that you appreciate the show. Remember to always respond respectfully and appropriately.

3) Be quiet and considerate of those around you!

4) Without permission, never take pictures or record.



After the performance

1) Applaud!

In some performances, you might hear people applaud or cheer during the performance, and sometimes that's OK. But often the audience holds their applause until after the performance has ended.

2) Stay in your seat for the curtain call!

At the end of the performance there is usually a curtain call. This is when the actors come on stage to receive your appreciation. Don't leave during the curtain call. Wait until it is over and then exit with the rest of the audience.

3) Stand and applaud if you really liked the show!

Standing ovation. (Encore!)





Summary

- The Etiquette for *riding on buses or subways*
- The Etiquette for *taking elevators or escalators*
- The Etiquette for *concert or performance*



ALL MY THANKS!

